


## 2A Bridge Rectifier

### Features

- Low cost
- High forward surge current capability
- Ideal for printed circuit boards
- High temperature soldering guaranteed: 260°C/10 seconds  
0.375" (9.5mm) lead length at 5lbs.(2.3kg) tension
- This series is UL recognized under component index,  
File number E194718
- RoHS compliant



### Mechanical Data

|                   |   |
|-------------------|---|
| <b>Case:</b>      | TP, Epoxy meets UL 94V-0 flammability rating          |
| <b>Terminals:</b> | Plated leads solderable per MIL-STD-202E, Method 208C |
| <b>Polarity:</b>  | Polarity symbols marked on case                       |
| <b>Weight:</b>    | 0.069 ounce, 1.95 gram                                |

### Maximum Ratings And Electrical Characteristics (T<sub>amb</sub>=25°C)

| Symbols                          | Parameter  | BR805D<br>TP200 | BR81D<br>TP201 | BR82D<br>TP202 | BR84D<br>TP204 | BR86D<br>TP206 | BR88D<br>TP208 | BR810D<br>TP210 | Unit               | Conditions   |
|----------------------------------|--|-----------------|----------------|----------------|----------------|----------------|----------------|-----------------|--------------------|--|
| <b>V<sub>RRM</sub></b>           | Maximum Repetitive Peak Reverse Voltage                                  | 50              | 100            | 200            | 400            | 600            | 800            | 1000            | V                  |  |
| <b>V<sub>RMS</sub></b>           | Maximum RMS Voltage  | 35              | 70             | 140            | 280            | 420            | 560            | 700             | V                  |  |
| <b>V<sub>DC</sub></b>            | Maximum DC Blocking Voltage  | 50              | 100            | 200            | 400            | 600            | 800            | 1000            | V                  |  |
| <b>I<sub>(AV)</sub></b>          | Maximum Average Forward Rectified Output Current at T <sub>A</sub> =50°C | 2.0             |                |                |                |                |                |                 | A                  | Note 1   |
| <b>I<sub>FSM</sub></b>           | Peak Forward Surge Current   | 50              |                |                |                |                |                |                 | A                  | 8.3ms Single Sine-wave Superimposed on Rated Load (JEDEC Method) |
| <b>I<sup>2</sup><sub>t</sub></b> | Rating for Fusing (t<8.3ms)  | 10              |                |                |                |                |                |                 | A <sup>2</sup> sec |  |

# 2A Bridge Rectifier

## BR805DTP200 - BR810DTP210

| Symbols                               | Parameter   | BR805D<br>TP200 | BR81D<br>TP201 | BR82D<br>TP202 | BR84D<br>TP204 | BR86D<br>TP206 | BR88D<br>TP208 | BR810D<br>TP210 | Unit | Conditions       |
|---------------------------------------|---|-----------------|----------------|----------------|----------------|----------------|----------------|-----------------|------|------------------|
| <b>V<sub>F</sub></b>                  | Maximum Instantaneous Forward Voltage Drop per leg              | 1.0             |                |                |                |                |                |                 | V    | IF=1.0A          |
|                                       |   | 1.3             |                |                |                |                |                |                 |      | IF=1.57A         |
| <b>I<sub>R</sub></b>                  | Maximum DC Reverse Current at Rated DC Blocking Voltage per leg | 5.0             |                |                |                |                |                |                 | μA   | TA=25°C          |
|                                       |   | 500             |                |                |                |                |                |                 |      | TA=100°C         |
| <b>C<sub>J</sub></b>                  | Typical Junction Capacitance per leg                            | 20              |                |                |                |                |                |                 | pF   | VR=4V,<br>f=1MHz |
| <b>R<sub>θJA</sub></b>                | Typical Thermal Resistance per leg                              | 28              |                |                |                |                |                |                 | °C/W | Note 1           |
| <b>T<sub>J</sub>, T<sub>STG</sub></b> | Operating Junction and Storage Temperature Range                | -55 to 150      |                |                |                |                |                |                 | °C   |                  |

- Note: 1. Unit mounted on P.C. board with 0.47" x 0.47" (12mm x 12mm) copper pads.  
0.375" (9.5mm) lead length.
2. Single phase, half wave, 60Hz, resistive or inductive load.
  3. For capacitive load derate current by 20%.

### Rating and Characteristic Curves

Fig.1-Derating Curve Output Rectified Current

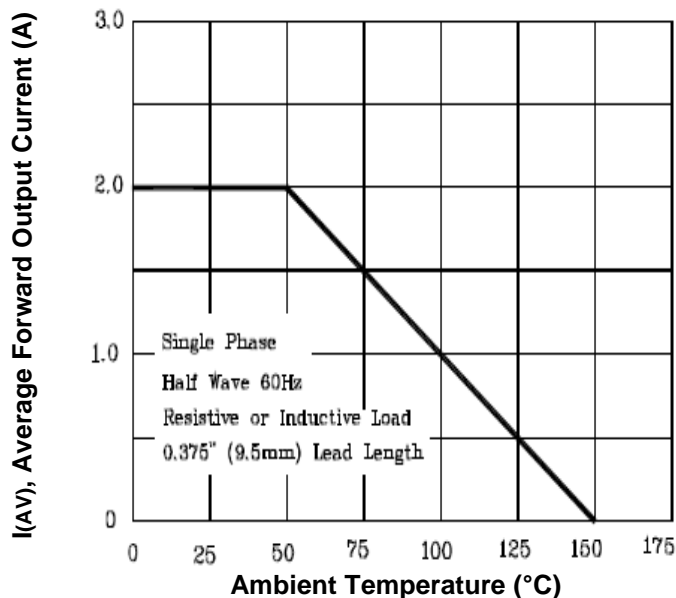


Fig.2-Maximum Non-Repetitive Peak Forward Surge Current per leg

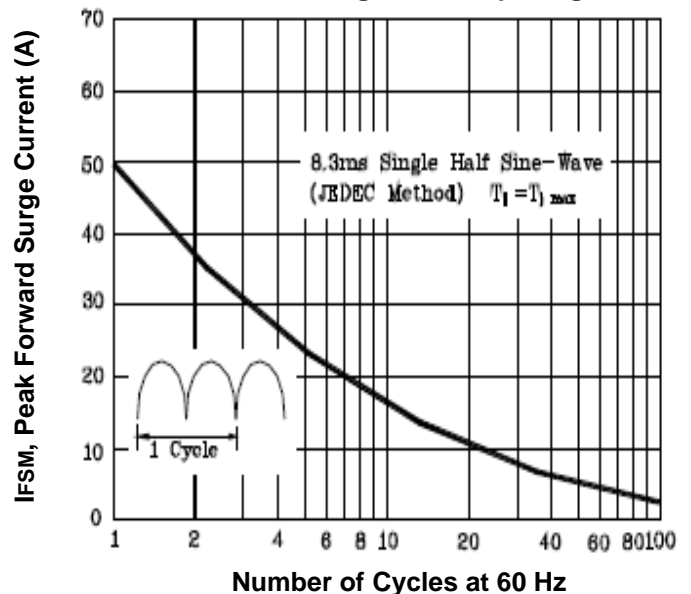


Fig.3-Typical Forward Characteristics per leg

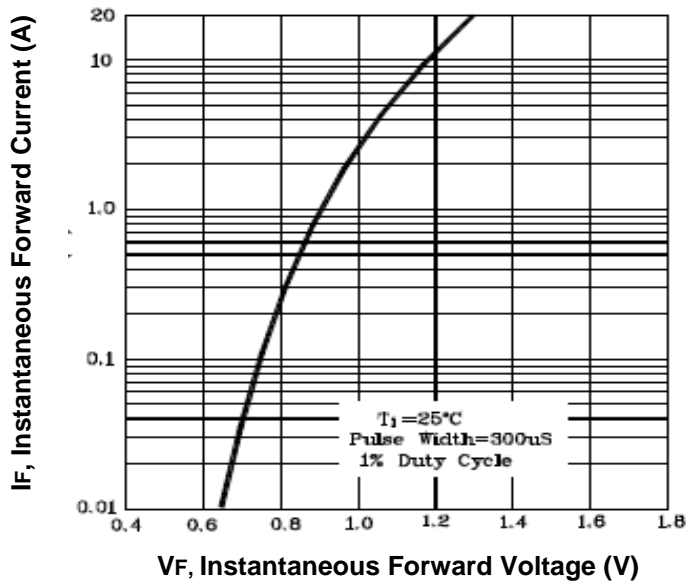


Fig.4-Typical Reverse Characteristics per leg

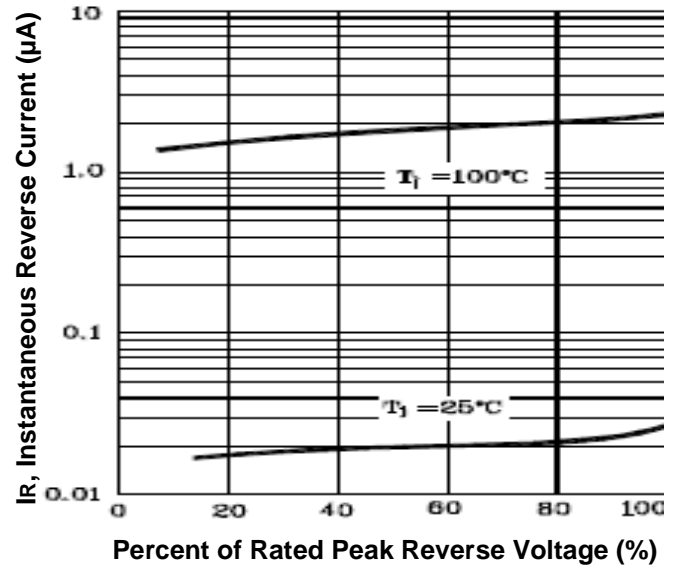
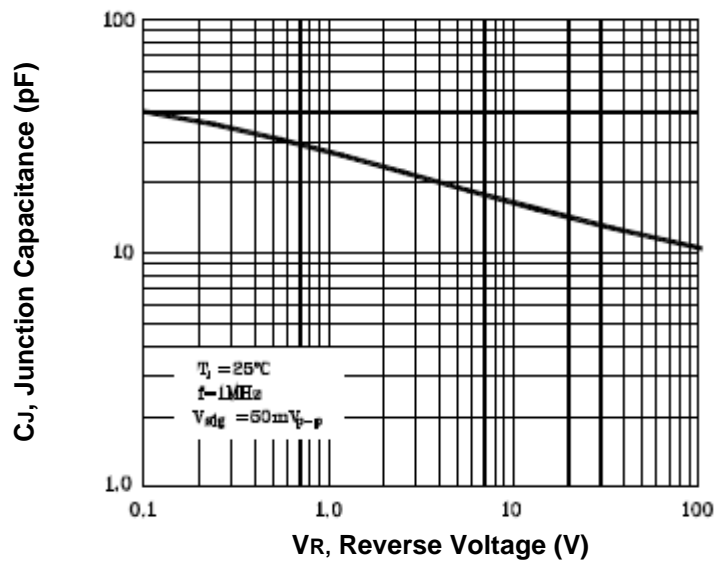
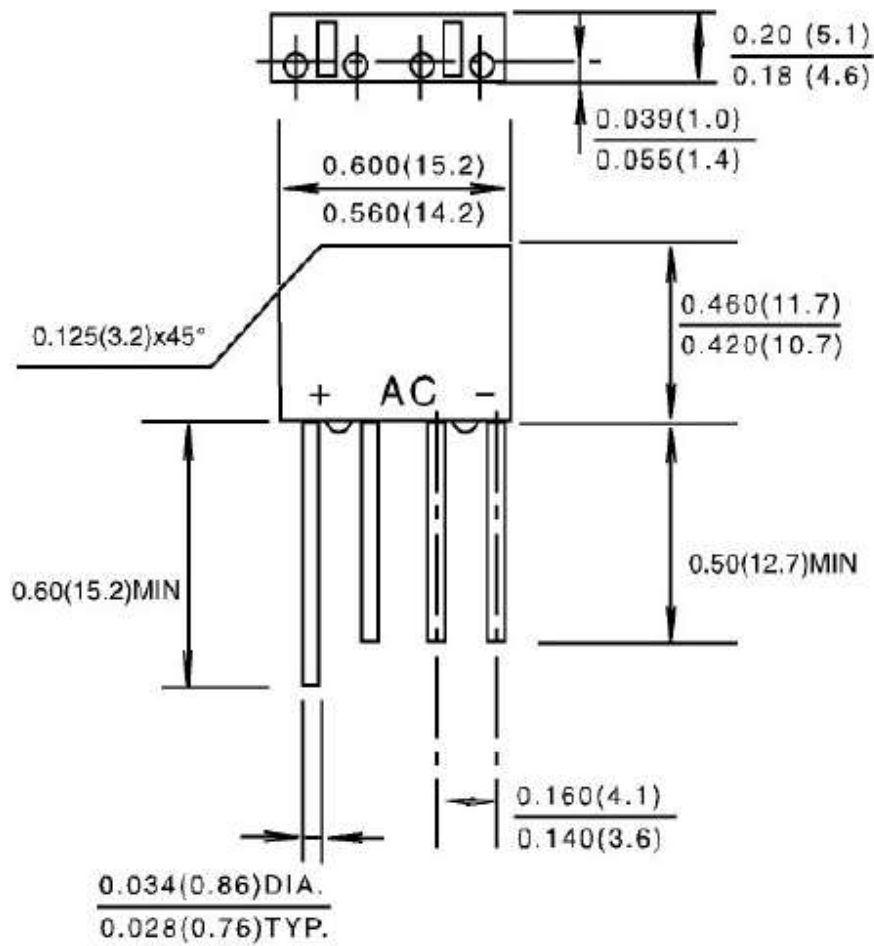


Fig.5-Typical Junction Capacitance per leg



Dimensions in inch (mm)



Case Style TP

### Ordering Information



### How to contact us

#### USA HEADQUARTERS

28040 WEST HARRISON PARKWAY, VALENCIA, CA 91355-4162

Tel: (800)-TAITRON (800)-824-8766 (661)-257-6060

Fax: (800)-TAITFAX (800)-824-8329 (661)-257-6415

Email: [taitron@taitroncomponents.com](mailto:taitron@taitroncomponents.com)

Http://[www.taitroncomponents.com](http://www.taitroncomponents.com)

#### TAITRON COMPONENTS INCORPORATED TAIWAN BRANCH

6F., NO.190, SEC. 2, ZHONGXING RD., XINDIAN DIST., NEW TAIPEI CITY 23146, TAIWAN R.O.C.

Tel: 886-2-2913-6238

Fax: 886-2-2913-6239

#### TAITRON COMPONENT TECHNOLOG SHANGHAI CORPORATION

SUITE 1503, METROBANK PLAZA, 1160 WEST YAN'AN ROAD, SHANGHAI, 200052, CHINA

Tel: +86-21-5424-9942

Fax: +86-21-2302-5027