


10A Low V_F Sintered Glass Passivated Bridge Rectifier (SGP[®])

Features

- Sintered glass passivated (SGP[®]) rectifier chip
- Low Forward Voltage Drop
- Superior Thermal Conductivity
- High Reliability
- High Current Capability
- Ideal for Printed Circuit Boards
- This series is UL recognized under component index, File number E194718
- RoHS compliant



GBU



Mechanical Data

Case:	GBU, Molded plastic body
Terminals:	Leads solderable per MIL-STD-750, Method 2026
Polarity:	Polarity symbols marked on case
Mounting Torque:	5 in. – lbs. max.
Weight:	0.14 ounce, 4.0 gram

Maximum Ratings ($T_{Ambient}=25^{\circ}C$ unless noted otherwise)

Symbols	Parameter	GBU10JL	GBU10KL	Unit	Conditions
VRRM	Maximum Repetitive Peak Reverse Voltage	600	800	V	
IF(AV)	Maximum Average Forward Rectified Output Current at $T_c = 100^{\circ}C$	10		A	With Heat Sink
IFSM	Non-Repetitive Peak Forward Surge Current	220		A	8.3ms Single half Sine-wave
TJ, TSTG	Operating and Storage Temperature Range	-55 to 175		$^{\circ}C$	

10A Low V_F Sintered Glass Passivated Bridge Rectifier (SGP[®])

GBU10JL/GBU10KL

Electrical Characteristics ($T_{Ambient}=25^{\circ}C$ unless noted otherwise)

Symbol	Description	Typ.	Max.	Unit	Conditions
V_F	Instantaneous Forward Voltage per leg	0.90	0.92	V	$I_F=5A$
I_R	Maximum DC Reverse Current at Rated DC Blocking Voltage per leg	-	5	μA	$V_R=Max. V_{RRM}, T_a=25^{\circ}C$
I^2t	Rating for Fusing	-	200	A^2sec	$t<8.3ms$
C_j	Junction Capacitance per leg	69	-	pF	$V_R=4V, f=1.0MHz$
$R_{th(JA)}$	Junction to Ambient Thermal Resistance per leg	25	-	$^{\circ}C/W$	With Heat Sink
$R_{th(JC)}$	Junction to Lead Thermal Resistance per leg	3.2	-	$^{\circ}C/W$	With Heat Sink

Rating and Characteristic Curves

Fig.1-Forward Current Derating Curve

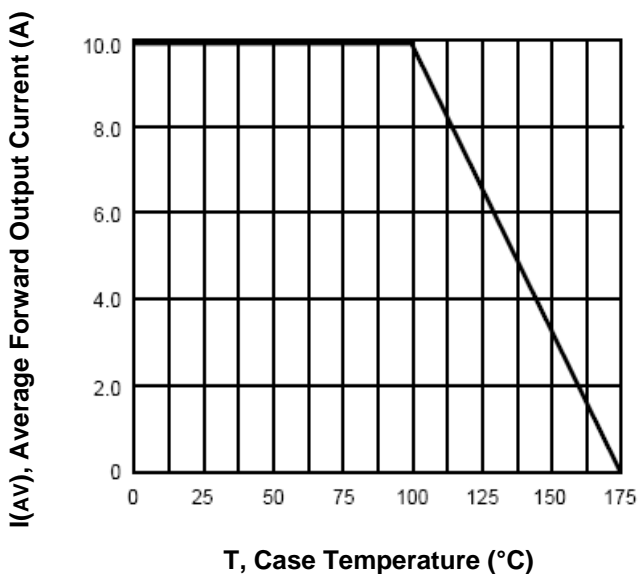
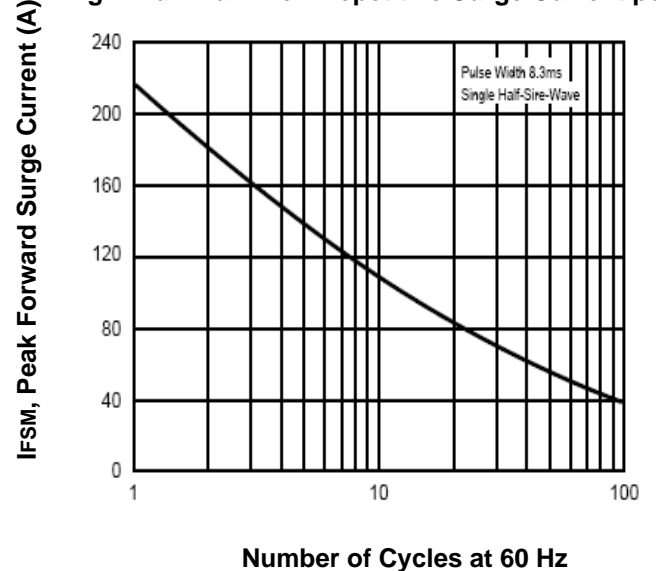


Fig.2-Maximum Non-Repetitive Surge Current per leg



10A Low V_F Sintered Glass Passivated Bridge Rectifier (SGP[®])

GBU10JL/GBU10KL

Fig.3- Typical Forward Characteristics per leg

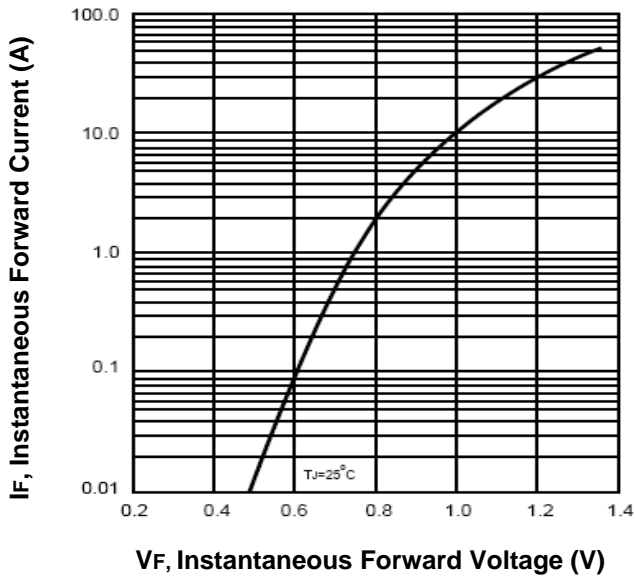


Fig.4- Typical Reverse Characteristics per leg

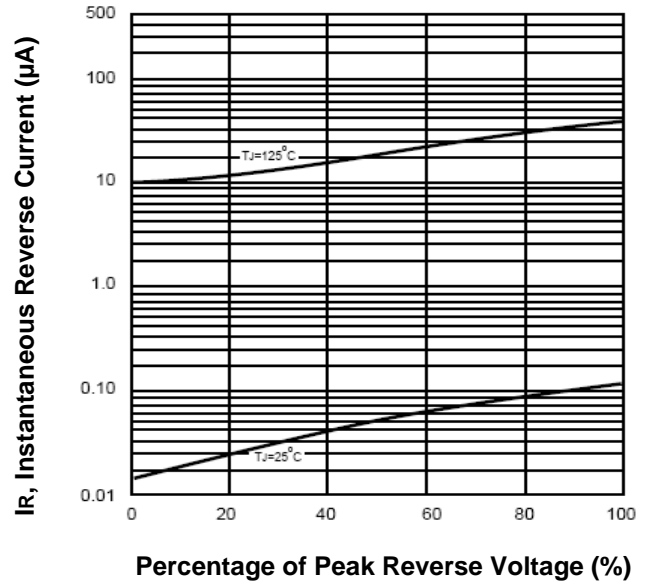
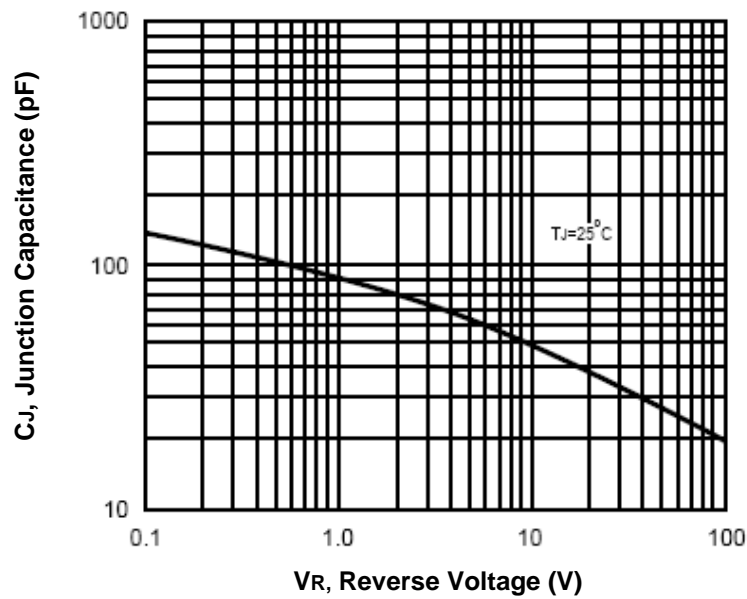


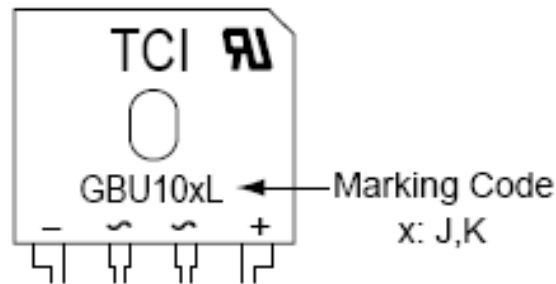
Fig.5-Typical Junction Capacitance per leg



10A Low V_F Sintered Glass Passivated Bridge Rectifier (SGP[®])

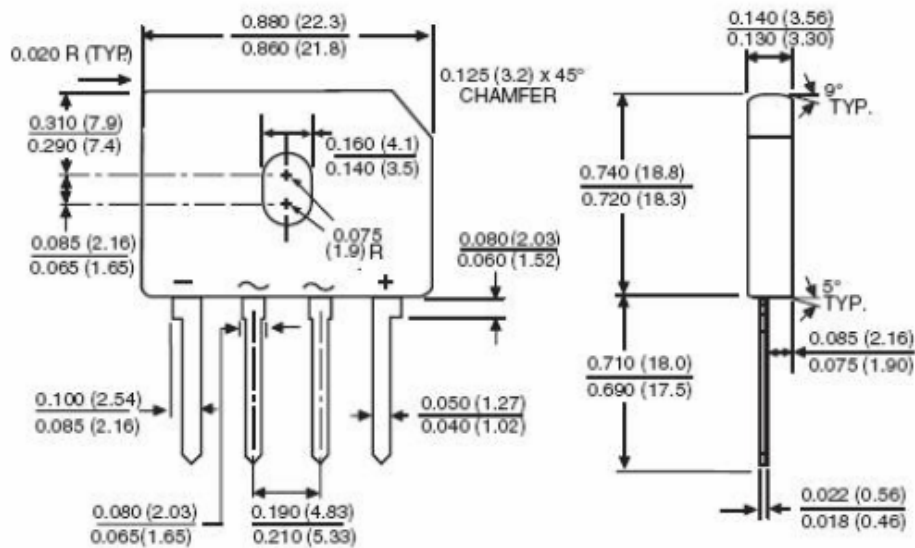
GBU10JL/GBU10KL

Marking Information:



Dimensions in inch (mm)

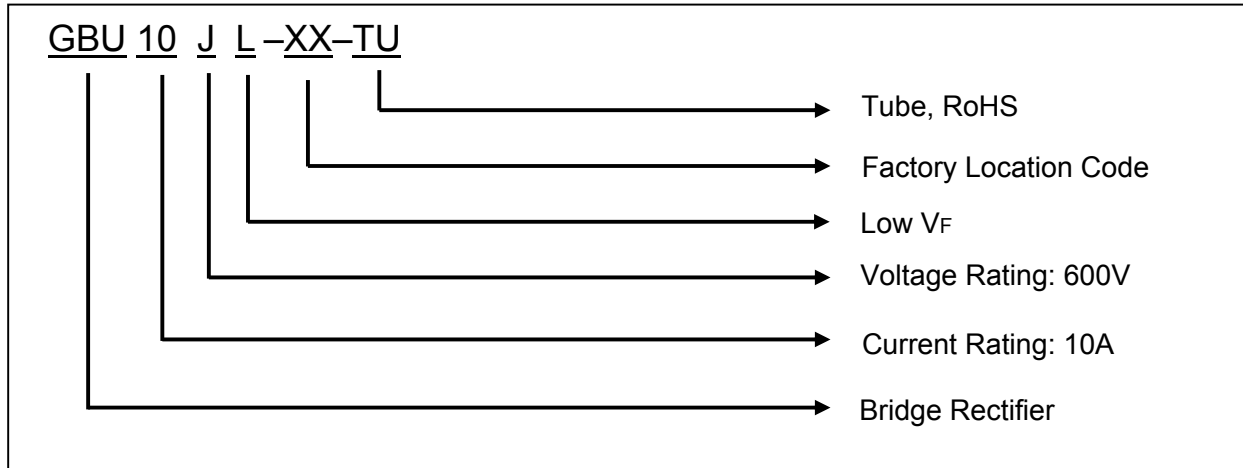
Case Type GBU



10A Low V_F Sintered Glass Passivated Bridge Rectifier (SGP[®])

GBU10JL/GBU10KL

Ordering Information



How to contact us

US HEADQUARTERS

28040 WEST HARRISON PARKWAY, VALENCIA, CA 91355-4162

Tel: (800) TAITRON (800) 824-8766 (661) 257-6060

Fax: (800) TAITFAX (800) 824-8329 (661) 257-6415

Email: taitron@taitroncomponents.com

Http://www.taitroncomponents.com

TAITRON COMPONENTS MEXICO, S.A .DE C.V.

BOULEVARD CENTRAL 5000 INTERIOR 5 PARQUE INDUSTRIAL ATITALAQUIA, HIDALGO C.P.

42970 MEXICO

Tel: +52-55-5560-1519

Fax: +52-55-5560-2190

TAITRON COMPONENTS INCORPORATED REPRESENTAÇÕES DO BRASIL LTDA

RUA DOMINGOS DE MORAIS, 2777, 2.ANDAR, SALA 24 SAÚDE - SÃO PAULO-SP 04035-001 BRAZIL

Tel: +55-11-5574-7949

Fax: +55-11-5572-0052

TAITRON COMPONENTS INCORPORATED, SHANGHAI REPRESENTATIVE OFFICE

METROBANK PLAZA, 1160 WEST YAN' AN ROAD, SUITE 1503, SHANGHAI, 200052, CHINA

Tel: +86-21-5424-9942

Fax: +86-21-5424-9931