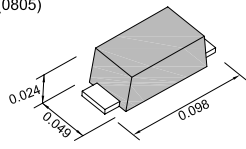
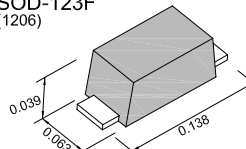
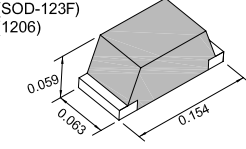
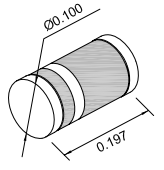
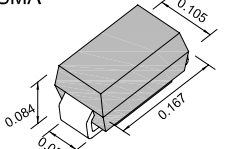
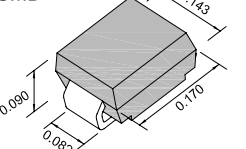
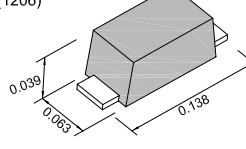


Surface Mount Schottky Rectifiers

SMD Schottky

Part No.	Marking Code	Max. Average Rectified Current	Peak Repetitive Reverse Voltage	Peak Forward Surge Current	Max. Forward Voltage @ Rated I _o	Max. Reverse Current @ V _{RRM}	Package	Outline (Typ. in Inches)
		I _o (AV)	V _{RRM} (V)	I _{FSM} (A)	V _F (V)	I _R (mA)	7"/13" Reel	
TSFB13L TSFB13 TSFB14	BB A3 BA	1.0 A	30	22	0.39(Typ.)	1.0	3000/-	P8D (0805) 
			30	5	0.47	0.2		
			45	5	0.47	0.2		
MFLS13L MFLS13 MFLS14	13L B13 B14	1.0 A	30	22	0.36	1.0	3000/-	SOD-123F (1206) 
			30		0.42	0.05		
			40		0.50	1.0		
MFPS2L MFPS3L MFPS4L MFPS5817 MFPS2S MFPS3S MFPS4S MFPS5S MFPS6S MFPS8S MFPS10S	L2 L3 L4 12 S2 S3 S4 S5 S6 S8 S10	1.0 A	20	30	0.38	1.0	2500/-	MFP (SOD-123F) (1206) 
			30		0.40			
			40		0.40			
			20		0.45			
			20		0.50			
			30		0.50			
			40		0.50	0.5		
			50		0.70			
			60		0.70			
			80		0.85			
			100		0.85			
MLL5817 MLL5818 MLL5819 SGL41-20 SGL41-30 SGL41-40 SGL41-60	- - - - - -	1.0 A	20	25	0.45	1.0	1500/-	MELF 
			30		0.50			
			40		0.55			
			20		0.45			
			30		0.50			
			40		0.55			
			60		0.70			
SS12 SS13 SS14 SS15 SS16 SS19 SS110	S2 S3 S4 S5 S6 S9 S10	1.0 A	20	40	0.50	0.5	1800/7500	SMA 
			30		0.50			
			40		0.50			
			50		0.75			
			60		0.75			
			90		0.85			
			100		0.85			
SMA5817 SMA5818 SMA5819	5817 5818 5819		20	25	0.45	1.0		
			30		0.55			
			40		0.60			
SS12B SS13B SS14B SS15B SS16B SS19B SS110B	S2 S3 S4 S5 S6 S9 S10	1.0 A	20	30	0.55	0.5	750/3200	SMB 
			30		0.55			
			40		0.55			
			50		0.75			
			60		0.75			
			90		0.85			
			100		0.85			
MFLS23L	23L	1.5 A	30	33	0.36	1.0	3000/-	SOD-123F (1206) 

Surface Mount Schottky Rectifiers

SMD Schottky

Part No.	Marking Code	Max. Average Rectified Current	Peak Repetitive Reverse Voltage	Peak Forward Surge Current	Max. Forward Voltage @ Rated I _o	Max. Reverse Current @ V _{RRM}	Package	Outline (Typ. in Inches)					
		I _o (AV)	V _{RRM} (V)	I _{FSM} (A)	V _F (V)	I _R (mA)	7"/13" Reel						
SL12 SL13	L2 L3	1.5 A	20 30	50	0.445 @ 1.0A	0.2	1800/7500						
MFLS23	B23		2.0 A						30	33	0.42	1.0	3000/-
MFPS22L MFPS23L MFPS24L MFPS22S MFPS23S MFPS24S MFPS25S MFPS26S MFPS28S MFPS210S	L22 L23 L24 S22 S23 S24 S25 S26 S28 S210	2.0 A	20 30 40	50	0.38 0.40 0.40	1.0	2500/-						
SS22A SS23A SS24A SS25A SS26A SS29A SS210A	S22 S23 S24 S25 S26 S29 S210		20 30 40 50 60 90 100		0.50 0.50 0.50 0.70 0.70 0.79 0.79				0.5				
SS22 SS23 SS24 SS25 SS26 SS29 SS210	S2 S3 S4 S5 S6 S9 S10		20 30 40 50 60 90 100		0.50 0.50 0.50 0.70 0.70 0.79 0.79					0.5			
SL22 SL23	L2 L3		20 30		0.44						0.4		
SS32A SS33A SS34A SS35A SS36A SS38A SS39A SS310A	S32 S33 S34 S35 S36 S38 S39 S310		3.0 A		20 30 40					80	0.50 0.50 0.50	0.5	1800/7500
SS32B SS33B SS34B SS35B SS36B SS38B SS39B SS310B	S32 S33 S34 S35 S36 S38 S39 S310				20 30 40 50 60 80 90 100	0.50 0.50 0.50 0.75 0.75 0.85 0.85 0.85							

Surface Mount Schottky Rectifiers

SMD Schottky

Part No.	Marking Code	Max. Average Rectified Current	Peak Repetitive Reverse Voltage	Peak Forward Surge Current	Max. Forward Voltage @ Rated I _o	Max. Reverse Current @ V _{RRM}	Package	Outline (Typ. in Inches)				
		I _o (AV)	V _{RRM} (V)	I _{FSM} (A)	V _F (V)	I _R (mA)	7"/13" Reel					
SS32	S2	3.0 A	20	100	0.50	0.5	850/3500	<p>SMC</p>				
SS33	S3		30		0.50							
SS34	S4		40		0.50							
SS35	S5		50		0.75							
SS36	S6		60		0.75							
SS38	S8		80		0.85							
SS39	S9		90		0.85							
SS310	S10		100		0.85							
SS52	S52		5.0 A		20				150	0.55	0.5	<p>D-PACK</p>
SS53	S53				30					0.55		
SS54	S54	40		0.55								
SS55	S55	50		0.70								
SS56	S56	60		0.70								
SS58	S58	80		0.85								
SS59	S59	90		0.85								
SS510	S510	100		0.85								
SS515	S515	150		0.92								
MBRB1035	-	10.0A		35	150	0.84@20A	0.1	-800				
MBRB1045	-		45	0.84@20A								